



## INSTRUCTIONS

The following are suggestions to assist you in the measuring of your Motorhome :

**Please note :** It is important that you merely input the measurements required without altering the diagram on the dimension sheet provided. Although the shape of your Motorhome may differ from our drawing, it is the measurements which will determine the shape and fit of your cover.

If you prefer to print this document, write the measurements on by hand and then post back to us, please make sure all the measurements as legible and accurate as possible. To ensure your cover isn't so tight it becomes difficult to fit our factory add on a few extra inches overall.

Make all the measurements consistent, in either **Metric** or **Imperial**.

All measurement boxes **must** be completed. Please take the length measurement to the outer edge of awning rail only.

Please advise if your Motorhome is fitted with any of the following attachments:

TV Ariel

Flue

Satellite Dish

Air Conditioning Unit

Roof Bars

Any other additional accessory which is mounted to the roof.

If your Motorhome is fitted with a Status aerial for example, or any other accessory, measure from the back of the Motorhome to the base of the fitted element/accessory, using the edge of the roof as a guide. It is not necessary to measure the distance in from the edge of the Motorhome to the same fitted element/accessory - simply state whether it is situated on the **nearside** or **offside**.

Be sure to note the position of the door hinges, either **front** or **rear**.

To ensure the most accurate fit and to reduce the likelihood of an error occurring, please double check that all the dimensions we require have been inputted before returning this Dimension Sheet to us.

## SENDING YOUR MEASUREMENTS BACK TO US...

This document has been designed so that you can digitally input your dimensions and then email it back to us straight away. Alternatively, you can still print this document off and write your measurements down by hand and then post it back to us. You can also include photos of your Motorhome for our reference either via email or by post, if you wish.

**To Email :** Input your dimensions into the tables. Save the document to your computer. Attach the document to an email and send to [info@specialisedcovers.com](mailto:info@specialisedcovers.com) along with a brief covering letter for the benefit of our Sales Team.

**To Post :** Print page 2 of this document and write on your dimensions. Send to :  
Specialised Covers, 1 & 2 Riverdale House, Dockfield Road, Shipley, West Yorkshire, BD17 7AD.

### NEED HELP? CALL OUR TEAM

on **01943 864 646** or email [info@specialisedcovers.com](mailto:info@specialisedcovers.com)

Office Hours : Mon-Fri 9am-5pm, Sat-Sun CLOSED

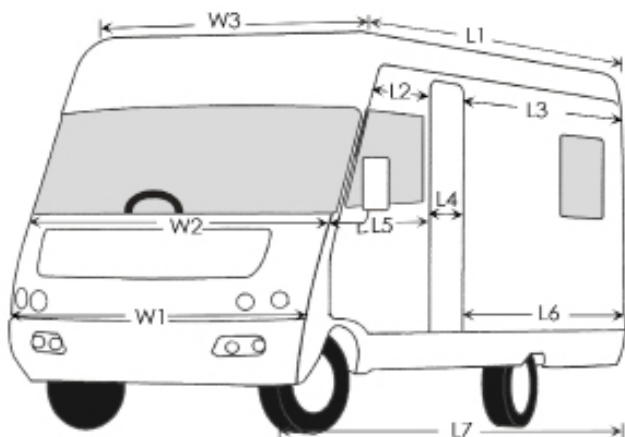
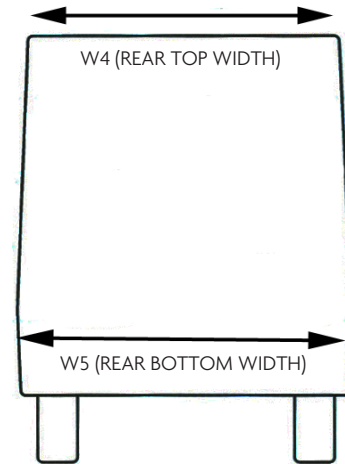

[www.specialisedcovers.com](http://www.specialisedcovers.com)

[specialisedcovers.com](http://specialisedcovers.com)




## YOUR MEASUREMENTS

We need you to measure the following dimensions as illustrated below. After recording the measurements please input the data into the tables below. It is important that the measurements are taken from the actual Motorhome and not from the manufacturer's brochure.



PLEASE MARK POSITION OF TV AERIAL, FLUE, TOP BOX AND AIR CON BOXES ON ROOF



If you have roof elements to note, take a single length measurement from the back of the Motorhome along the roof edge.

L1	
L2	
L3	
L4	
L5	
L6	
L7	

W1	
W2	
W3	
W4	
W5	

H1	
H2	
H3	
H4	
H5	

A/C	
FLUE	
AERIAL	

- |                          |          |                          |         |
|--------------------------|----------|--------------------------|---------|
| <input type="checkbox"/> | Nearside | <input type="checkbox"/> | Offside |
| <input type="checkbox"/> | Nearside | <input type="checkbox"/> | Offside |
| <input type="checkbox"/> | Nearside | <input type="checkbox"/> | Offside |

Dimensions in :  
 Metric  
 Imperial

Customer Name

Contact Number

Email Address

Make & Model of Motorhome

Year of Manufacture

Door Hinged (Front or Rear)

Door Position (Front or Rear)

Any other modifications we should know about?