



INSTRUCTIONS

The following are suggestions to assist you in the measuring of your caravan :

If you prefer to print this document, write the measurements on by hand and then post back to us, please make sure all the measurements as legible and accurate as possible. To ensure your cover isn't so tight it becomes difficult to fit our factory add on a few extra inches overall.

Make all the measurements consistent, in either **Metric or Imperial**.

Please advise if your Caravan is fitted with any of the following attachments:

TV Ariel

Flue

Satellite Dish

Air Conditioning Unit

Roof Bars

Any other additional accessory which is mounted to the roof.

If your Caravan is fitted with any of the above please measure from the awning rail at the back of the caravan to the centre of the fitted element/accessory, using either the gutter line or top of the window as a guide. It is not necessary to measure the distance in from the edge of Caravan to the same fitted element/accessory - simply state whether it is situated on the **nearside or offside**.

SENDING YOUR MEASUREMENTS BACK TO US...

This document has been designed so that you can digitally input your dimensions and then email it back to us straight away. Alternatively, you can still print this document off and write your measurements down by hand and then post it back to us. You can also include photos of your Caravan for our reference either via email or by post, if you so wish.

To Email : Input your dimensions onto the caravan. Save the document to your computer. Attach the document to an email and send to info@specialisedcovers.com along with a brief covering letter for the benefit of our Sales Team.

To Post: Print page 2 of this document and write on your dimensions. Send to :
Specialised Covers, Riverdale House, Dockfield Road, Shipley, West Yorkshire, BD17 7AD.

PLEASE NOTE : SOLAR PANEL INFORMATION

If required we can incorporate a clear plastic window using high quality Perspex® material. This will allow your solar panel to charge even when the full storage cover is on your vehicle. Perspex® is an artificial plastic made from acrylic material. It is often used as a lightweight and shatter-resistant alternative to glass. Its tensile, flexural strength and high-level transparency is a great solution to keep your solar panel charged and body of your vehicle protected.

The long-term performance of the material is dependent from temperature and applied stress.

Perspex® like all acrylic materials will expand or contract with temperature change, especially during summer months, when average solar panel surface temperature during the day is 35°C and during the night 20°C. In some cases, the solar panel cells can get as hot as 65°C and as a result of this Perspex® will become soft and extra flexible which will increase absorption of water up to 2% over long periods leading to development of stress-cracks and hence the reduced life of the full storage cover. If temperature exceeds 35°C, we recommend removing the cover.

Due to the factors listed above, we do not recommend using the cover with an incorporated solar panel window during the summer months.

NEED HELP? CALL OUR TEAM

on **01943 864 646** or email info@specialisedcovers.com

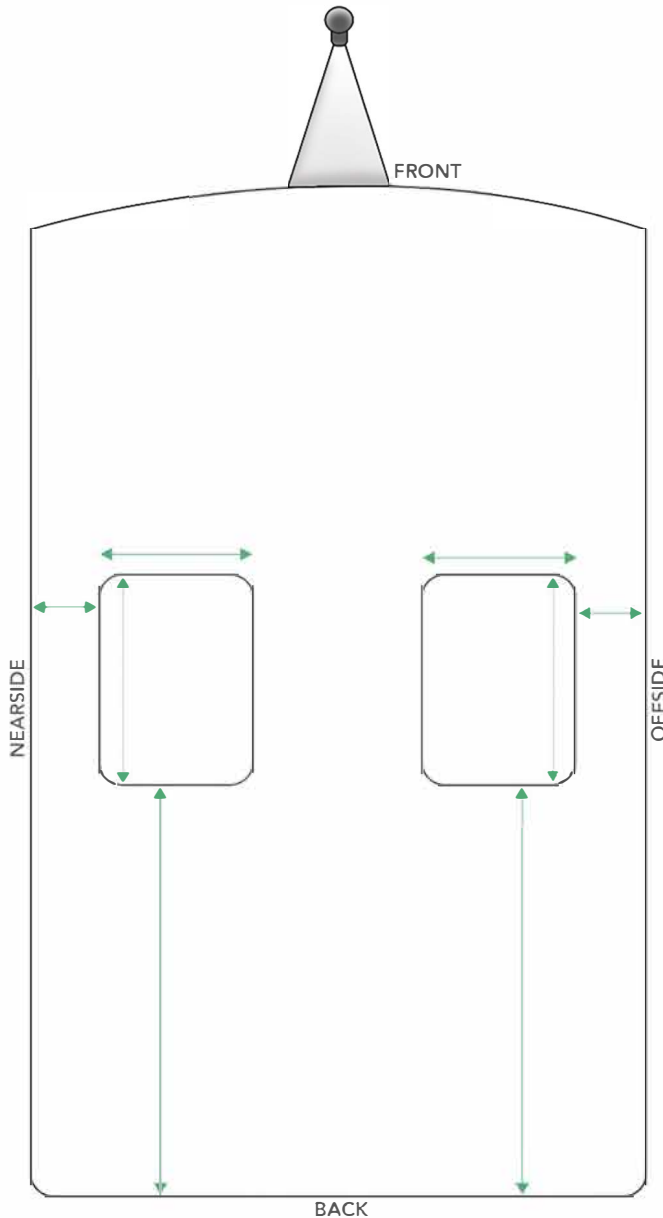
Office Hours : Mon-Fri 9am-5pm, Sat-Sun CLOSED

www.specialisedcovers.com

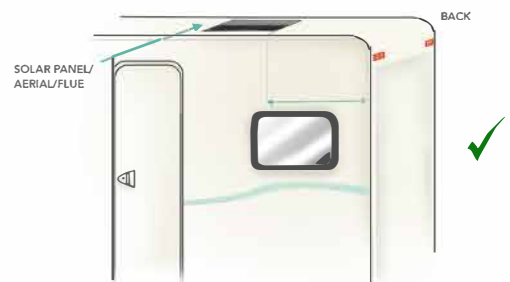


YOUR MEASUREMENTS


We need you to measure the following dimensions as illustrated below. After recording the measurements please input the data next to the arrows illustrated on the caravan roof below. If necessary, please provide any other diagrams of modifications with measurements. It is important that the measurements are taken from the actual Caravan and not from the manufacturer's brochure.



Measure from the back point of the caravan just above the window height to the first point of the object.



DO NOT measure along the roof and over the curve of the back.



A/C
FLUE
AERIAL
OTHER

- | | |
|-----------------------------------|----------------------------------|
| <input type="checkbox"/> Nearside | <input type="checkbox"/> Offside |
| <input type="checkbox"/> Nearside | <input type="checkbox"/> Offside |
| <input type="checkbox"/> Nearside | <input type="checkbox"/> Offside |
| <input type="checkbox"/> Nearside | <input type="checkbox"/> Offside |

Dimensions in :

Metric Imperial

Customer Name

Contact Number

Email

Make & Model of Caravan

Year of Manufacture

Any other modifications we should know about?