



INSTRUCTIONS

The following are suggestions to assist you in the measuring of your caravan :

Please note : It is important that you merely input the measurements required without altering the diagram on the dimension sheet provided. Although the shape of your Caravan may differ from our drawing, it is the measurements which will determine the shape and fit of your cover.

If you prefer to print this document, write the measurements on by hand and then post back to us, please make sure all the measurements as legible and accurate as possible. To ensure your cover isn't so tight it becomes difficult to fit our factory add on a few extra inches overall.

Make all the measurements consistent, in either **Metric** or **Imperial**.

All measurement boxes **must** be completed. Please take the length measurement to the outer edge of awning rail only.

Please advise if your Caravan is fitted with any of the following attachments:

TV Ariel

Flue

Satellite Dish

Air Conditioning Unit

Roof Bars

Any other additional accessory which is mounted to the roof.

If your Caravan is fitted with any of the above please measure from the awning rail at the back of the caravan to the centre of the fitted element/accessory, using either the gutter line or top of the window as a guide. It is not necessary to measure the distance in from the edge of Caravan to the same fitted element/accessory - simply state whether it is situated on the **nearside** or **offside**.

Be sure to note the position of the door hinges, either **front** or **rear**.

If your caravan is fitted with a front box, please note the following :

- a) We **do not** cover the box.
- b) The cover will either have a cut out or fit between box and Caravan - please advise which option you'd prefer.

To ensure the most accurate fit and to reduce the likelihood of an error occurring, please double check that all the dimensions we require have been inputted before returning this Dimension Sheet to us.

SENDING YOUR MEASUREMENTS BACK TO US

This document has been designed so that you can digitally input your dimensions and then email it back to us straight away. Alternatively, you can still print this document off and write your measurements down by hand and then post it back to us. You can also include photos of your Caravan for our reference either via email or by post, if you so wish.

To Email : Input your dimensions into the tables. Save the document to your computer. Attach the document to an email and send to info@specialisedcovers.com along with a brief covering letter for the benefit of our Sales Team.

To Post : Print page 2 of this document and write on your dimensions. Send to :
Specialised Covers, 1 & 2 Riverdale House, Dockfield Road, Shipley, West Yorkshire, BD17 7AD.

NEED HELP? CALL OUR TEAM

on **01943 864 646** or email info@specialisedcovers.com

Office Hours : Mon-Fri 9am-5pm, Sat-Sun CLOSED

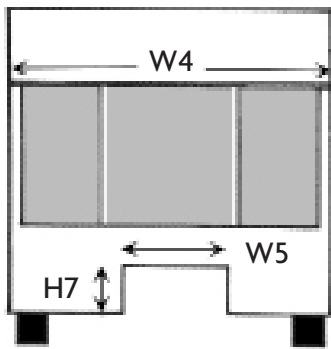
www.specialisedcovers.com

specialisedcovers.com

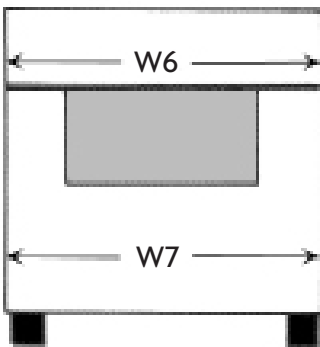
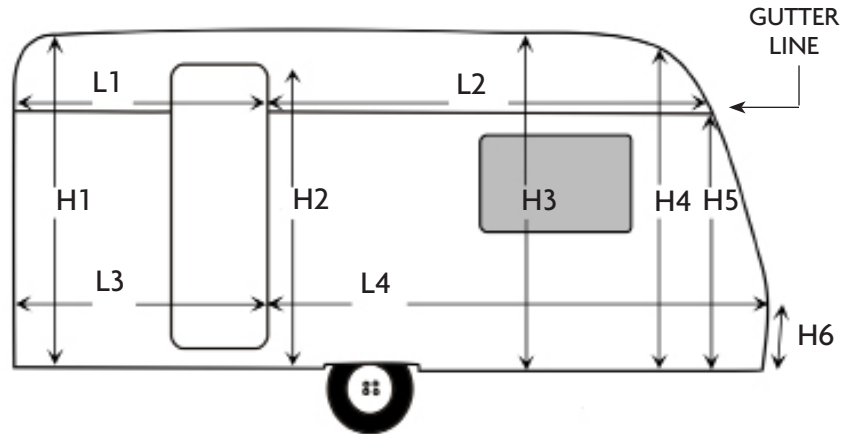


YOUR MEASUREMENTS

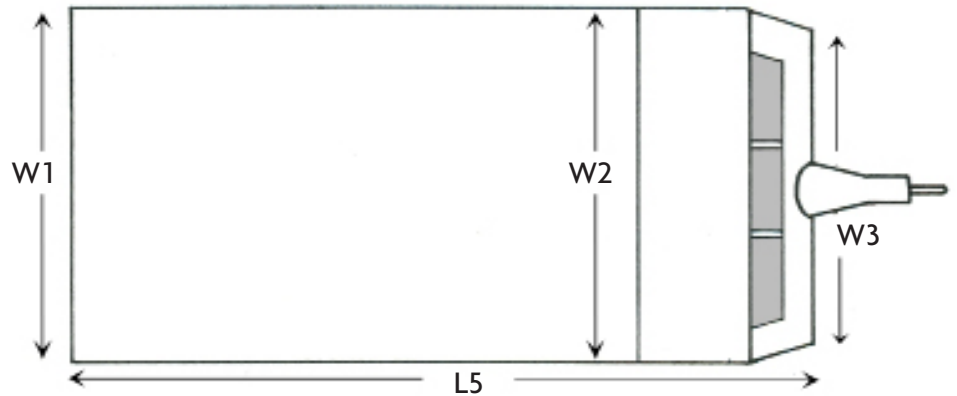
We need you to measure the following dimensions as illustrated below. After recording the measurements please input the data into the tables below. It is important that the measurements are taken from the actual Caravan and not from the manufacturer's brochure.



FRONT



BACK



If you have roof elements to note, take a single length measurement from the back of the Caravan along the Gutter Line.

L1	
L2	
L3	
L4	
L5	

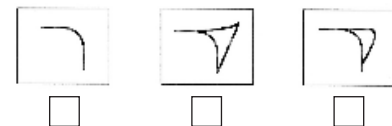
W1	
W2	
W3	
W4	
W5	
W6	
W7	

H1	
H2	
H3	
H4	
H5	
H6	
H7	

A/C	
FLUE	
AERIAL	

- | | |
|-----------------------------------|----------------------------------|
| <input type="checkbox"/> Nearside | <input type="checkbox"/> Offside |
| <input type="checkbox"/> Nearside | <input type="checkbox"/> Offside |
| <input type="checkbox"/> Nearside | <input type="checkbox"/> Offside |

Spoiler Types :



Dimensions in :

- | | |
|--------------------------|----------|
| <input type="checkbox"/> | Metric |
| <input type="checkbox"/> | Imperial |

Customer Name

Contact Number

Email Address

Make & Model of Caravan

Year of Manufacture

Door Hinged (Front or Rear)

Door Position (Front or Rear)

Any other modifications we should know about?